


The power to evolve

QAS generators

Sustainable Productivity












QAS generators

The new QAS generator range was designed specifically for the needs of the North American market. The range has been completely overhauled and incorporates eight models covering power ratings from 25 to 330 kVA. All QAS generators include the latest Tier 4 Final engine and have a footprint that is up to 20% smaller than the previous generation. The starting mechanism ensures that stable power is achieved in less than six seconds.



The range is all about the user experience and maintaining the value of your asset. It's packed with features that make operating, transporting and maintenance as easy as possible. What's more, it's built in such a way that it can withstand whatever the elements can throw at it.

When it comes to generators, we have evolved – have you?

 <p><2^H SERVICE EVERY 500^H</p>	<p>DOUBLE RUNTIME</p>  <p>UP TO 40^H FUEL TANK</p>	<p>20% LESS FOOTPRINT</p> 
 <p>STABLE POWER <6 SECONDS</p>	<p>2 CLICKS TO POWER</p> 	 <p>ALL ENGINES TIER 4F</p>
	<p>DUAL STAGE FILTERING</p> 	 <p>CORROSION RESISTANT CANOPY (1000 HOUR SALT TEST)</p>

Data may change depending on models.

Make the Perfect Power

When QAS generator's work in parallel, you get the power you need – when you need it!

Sustainable Productivity

Atlas Copco



A unique user experience

INTEGRATED DOOR SEALING SYSTEM


- Every QAS has a unique foam and seal layering system inside the doors. This ensures water-tightness and improved sound attenuation.

ENVIRONMENTAL FRIENDLY

- Spillage free frame is standard across the range.

SAFE AND EASY MOVEMENT

- QAS generators pack an impressive amount of power into a compact yet heavy duty, weather proof, sound attenuated enclosure. Available in either a skid mount or trailer mounted configuration, it is adaptable to whatever your job site demands.



**UP TO 20%
MORE COMPACT
THAN OTHER UNITS**



INDUSTRY-LEADING COMPACTNESS

- With our integrated trailers, its not just about ease of movement -- we also reduce the footprint by up to 20%.

Atlas Copco

DIRT AND DUST. WE LOVE IT!

- All QAS generators have dual stage filtration with a safety cartridge and dual stage air cleaning. This centrifugal dust separation system and heavy duty filtration system prolongs the life of your generator.



ANTI-RUST CANOPY

- The QAS canopy has a unique "no weld" corner design. Eliminating a traditional "rusting" spot. Every unit undergoes a salt-wash test ensuring the canopy stays tough, even in the harshest conditions.

Innovation made simple

PUTTING YOU IN CONTROL

- We believe a controller should be intuitive and simple, but still put you in complete control. Our controller features the latest technology including advanced warning and alert parameters.



- When you need power, maybe a single generator is not always the most efficient solution. We have developed a unique Power Management System (PMS). The PMS system enables the optimization of fuel consumption and expands the generator's lifetime. PMS manages the quantity of generators running in parallel with load demand, starting and stopping units in line with increases or decreases in load.



Atlas Copco

ERGONOMIC SOCKET CONNECTIONS

- This may sound like a basic feature but are you tired of having to bend down to connect the sockets? Take away the pain with the QAS range and it's easy access sockets.



SIMPLE SERVICE

- Our standardized modular cubicle aids simple service and ensures simplicity when it comes to wiring and even paralleling, through big access doors and panels. What's more, all QAS generators feature an external emergency stop button as standard-no need to open any doors to access!



EASY-FILL SYSTEM

- The QAS generator has an external simple-fill mechanism for both fuel and DEF. This one click mechanism makes refueling a breeze.



QAS generators



TECHNICAL DATA

Performance		QAS 25 ID	QAS 45 ID	QAS 70 ID
Frequency	Hz	60	60	60
Rated prime power 3ø	kW/kVA	20 / 25	36 / 45	56 / 70
Rated standby power 3ø	kW/kVA	22 / 28	40 / 50	60 / 75
3ø Power factor		0.8	0.8	0.8
3ø Voltage in 480V switch position (series star w/neutral)	V	480Y / 277	480Y / 277	480Y / 277
Amp capacity @480V	A	30	54	84
3ø Voltage in 240-208V switch position (parallel star w/neutral)	V	240YY / 139 - 208YY	240YY / 139 - 208YY	240YY / 139 - 208YY
Amp capacity @240V	A	60	108	168
Amp capacity @208V	A	60	125	125
Rated prime power 1ø	kW/kVA	16 / 16	27 / 27	43 / 43
1ø Power factor		1.0	1.0	1.0
1ø Voltage in 120-240V switch position (Zig-Zag)	V	240 / 120	240 / 120	240 / 120
Amp Capacity @240V	A	67	90	90.2
Amp Capacity @120V	A	67 x2	90 x2	90.2 x2
Main breaker - Shunt trip	A	63	60	400
Power distribution - Terminal board		5 Wire (L1, L2, L3, N, Ground)	5 Wire (L1, L2, L3, N, Ground)	5 Wire (L1, L2, L3, N, Ground)
Terminal board connections		Bare wire Terminals	Bare wire Terminals	Bare wire Terminals
Maximum terminal cable size		350MCM	350MCM	350MCM
Convenience receptacles		2 x NEMA 5-20R & 2 x 125/250V 50A CS6364	2 x NEMA 5-20R & 2 x 125/250V 50A CS6364	2 x NEMA 5-20R & 2 x 125/250V 50A CS6364
Max. sound pressure level (LPA) @23' @75% Load	dB(A)	67	67	-
Fuel consumption				
Fuel tank capacity	gal	72.5	72.5	110
Fuel consumption at full load (PRP)	gal / h	1.63	2.76	3.95
Fuel autonomy considering 90% of fuel capacity	h	40.3	23.8	27.8
Alternator				
Model		Leroy Somer 40 M5	Leroy Somer 42.3 S5	Leroy Somer 43.2 LB
Excitation		AREP	AREP	AREP
Automatic voltage regulator (+/-0.5%)		Leroy Somer R438	Leroy Somer R438	Leroy Somer R438
Insulation		Class H	Class H	Class H
Engine				
Model		Isuzu 4LE2T	Isuzu 4LE2X	Isuzu 4JJ1X
US EPA Family		ESZXL02.2ZTB	ESZXL02.2PXB	HSZXL03.0RXB
US EPA Tier		Tier 4 Final	Tier 4 Final	Tier 4 Final
Displacement	L	2.16	2.18	2.99
Cylinders		4	4	4
Continuous engine output	hp	31.5	59	88
Gross engine power output	hp	40	66	95
Speed	rpm	1800	1800	1800
Engine control		ECU	ECU	ECU
Aspiration		Turbocharged	Turbocharged	Turbo/Intercooler
Engine oil capacity	US gal	1.9	1.9	3.7
Engine coolant capacity	US gal	3	2.11	1.6
Max. ambient temperature (@Sea Level)	°F	122	122	122
Min. starting temperature (w/o Cold weather options)	°F	14	14	14
Minimum starting temperature (w/Cold weather options)	°F	-	-	-4
Electrical system (Negative ground)	V	12	12	12
Engine alternator output	A	50	50	110
Battery Capacity (Cold Cranking Amps)	A	650	650	725

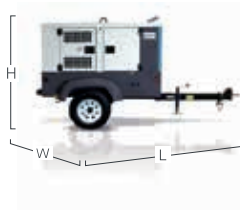


QAS 95 JD	QAS 125 JD	QAS 150 MD	QAS 250 MD	QAS 330 MD
60	60	60	60	60
76 / 95	100 / 125	120 / 150	200 / 250	264 / 330
83 / 104	101.6 / 127	132 / 165	220 / 275	290 / 363
0.8	0.8	0.8	0.8	0.8
480Y / 277	480Y / 277	480Y / 277	480Y / 277	480Y / 277
114.3	150.4	180	301	397
240YY / 139-208YY	240YY / 139-208YY	240YY / 139 - 208YY	240YY / 139 - 208YY	240YY / 139 - 208YY
228.5	300.8	361	601	794
263.6	347	400	694	916
54.8 / 54.8	75.6 / 75.6	83 / 83	132 / 132	198 / 198
1.0	1.0	1.0	1.0	1.0
240 / 120	240 / 120	240 / 120	240 / 120	240 / 120
228.5	315.1	400	721	821
457	630.2	400 x2	721 x2	821 x2
600	600	400	600	600
5 Wire (L1, L2, L3, N, Ground)	5 Wire (L1, L2, L3, N, Ground)	5 Wire (L1, L2, L3, N, Ground)	5 Wire (L1, L2, L3, N, Ground)	5 Wire (L1, L2, L3, N, Ground)
Bare Wire Terminals	Bare Wire Terminals	Bare wire Terminals	Bare wire Terminals	Bare wire Terminals
350MCM	350MCM	350MCM	350MCM	350MCM
2 x NEMA 5-20R & 2 x 125/250V 50A CS6364	2 x NEMA 5-20R & 2 x 125/250V 50A CS6364	2 x NEMA 5-20R & 2 x 125/250V 50A CS6364	2 x NEMA 5-20R & 2 x 125/250V 50A CS6364	2 x NEMA 5-20R & 2 x 125/250V 50A CS6364
69	69	73	73	73
170	170	270	440	440
5.4	7	8.19	14.4	18.7
38.3	27.8	36	37	32
Leroy Somer 43.2 L8	Leroy Somer 44.2 V45	Leroy Somer 44.2 S7	Leroy Somer 46.2 M5	Leroy Somer 46.2 L9
AREP	AREP	AREP	AREP	AREP
Leroy Somer R438	Leroy Somer R438	Leroy Somer R438	Leroy Somer R438	Leroy Somer R438
Class H	Class H	Class H	Class H	Class H
John Deere 4045 HFG04	John Deere 4045 HFG 06	MTU 4R1000	MTU 6R1100	MTU 6R1100
HJDXL04.5315	HJDXL0.4.5311	GMBXL07.7RJA	GMBXL10.6RJA	GMBXL10.6RJA
Tier 4 Final	Tier 4 Final	Tier 4 Final	Tier 4 Final	Tier 4 Final
4.5	4.5	5.1	10.6	10.6
4	4	4	6	6
122	157	192	268	429
133	172	201	TBA	TBA
1800	1800	1800	1800	1800
ECU	ECU	ECU	ECU	ECU
Turbo w/ Intercooler	Turbo w/ Intercooler	Turbocharged	Turbo / Intercooler	Turbo / Intercooler
5.4	5.4	7.1	9	9
2.25	2.25	8.7	16	16
122	122	122	120	120
0	0	14	14	14
-4	-4	-4	-4	-4
12	12	12	24	24
90	90	80	100	100
1100	1100	1100	1100 x2	1100 x2

Compact and lightweight

DIMENSIONS & WEIGHT

Dimensions and weight		QAS 25 ID	QAS 45 ID	QAS 70 ID
Dimensions skid L x W x H	in	75 x 34 x 54.5	75 x 34 x 54.5	112 x 44 x 67
Weight - Skid wet	lbs	2290	2440	5310
Dimensions w/ Trailer L x W x H	in	121.5 x 57 x 75.5	121.5 x 57 x 75.5	176 x 78 x 80
Weight - w/ Trailer wet	lbs	2635	2785	6560



Dimensions and weight		QAS 95 JD	QAS 125 JD	QAS 150 MD	QAS 250 MD	QAS 330 MD
Dimensions skid L x W x H	in	NA	-	133 x 47 x 76	153 x 55 x 90	153 x 53 x 90
Weight - Skid wet	lbs	NA	-	7484	10,098	10,498
Dimensions w/ Trailer L x W x H	in	162.4 x 56 x 85.5	162.4 x 56 x 85.5	191 x 84 x 92	217 x 87 x 108	217 x 87 x 108
Weight - w/ Trailer wet	lbs	6485	6485	8541	13,459	13,859



Keep on rolling!

All QAS generators have optional integrated trailers, ensuring ease of movement.

Sustainable Productivity

Atlas Copco



Portable energy solutions portfolio

AIR COMPRESSORS

READY TO GO

- 110-185 cfm
- 58-125 psi



VERSATILITY

- 400-850 cfm
- 58-200 psi



PRODUCTIVITY PARTNER

- 950-18,000 cfm
- 100-508 psi



Diesel and electric options available.

GENERATORS

PORTABLE

- 1.6-13.9 kVA



MOBILE

- 25-1200* kVA



*Multiple configurations available to produce power for any size application.

DEWATERING PUMPS

ELECTRIC SUBMERSIBLE

- up to 4,340 US gpm



CENTRIFUGAL DIESEL DRIVEN

- up to 3,655 US gpm



LIGHT TOWERS

METAL HALIDE



LED



Portfolio and options available can change depending on the market.

Committed to sustainable productivity

Atlas Copco's Portable Energy division has a forward-thinking philosophy. For us, creating customer value is all about anticipating and exceeding your future needs – while never compromising our environmental principles. Looking ahead and staying ahead is the only way we can ensure we are your long term partner.

www.atlascopco.com

Atlas Copco